

1. With speed $v = 11200$ m/s, we find

$$K = \frac{1}{2}mv^2 = \frac{1}{2}(2.9 \times 10^5) (11200)^2 = 1.8 \times 10^{13} \text{ J}.$$

2. (a) The change in kinetic energy for the meteorite would be

$$\Delta K = K_f - K_i = -K_i = -\frac{1}{2}m_i v_i^2 = -\frac{1}{2}(4 \times 10^6 \text{ kg})(15 \times 10^3 \text{ m/s})^2 = -5 \times 10^{14} \text{ J},$$

or $|\Delta K| = 5 \times 10^{14} \text{ J}$. The negative sign indicates that kinetic energy is lost.

(b) The energy loss in units of megatons of TNT would be

$$-\Delta K = (5 \times 10^{14} \text{ J}) \left(\frac{1 \text{ megaton TNT}}{4.2 \times 10^{15} \text{ J}} \right) = 0.1 \text{ megaton TNT}.$$

(c) The number of bombs N that the meteorite impact would correspond to is found by noting that megaton = 1000 kilotons and setting up the ratio:

$$N = \frac{0.1 \times 1000 \text{ kiloton TNT}}{13 \text{ kiloton TNT}} = 8.$$

3. (a) From Table 2-1, we have $v^2 = v_0^2 + 2a\Delta x$. Thus,

$$v = \sqrt{v_0^2 + 2a\Delta x} = \sqrt{(2.4 \times 10^7)^2 + 2 (3.6 \times 10^{15})(0.035)} = 2.9 \times 10^7 \text{ m/s}.$$

(b) The initial kinetic energy is

$$K_i = \frac{1}{2}mv_0^2 = \frac{1}{2} (1.67 \times 10^{-27} \text{ kg})(2.4 \times 10^7 \text{ m/s})^2 = 4.8 \times 10^{-13} \text{ J}.$$

The final kinetic energy is

$$K_f = \frac{1}{2}mv^2 = \frac{1}{2} (1.67 \times 10^{-27} \text{ kg})(2.9 \times 10^7 \text{ m/s})^2 = 6.9 \times 10^{-13} \text{ J}.$$

The change in kinetic energy is $\Delta K = (6.9 \times 10^{-13} - 4.8 \times 10^{-13}) \text{ J} = 2.1 \times 10^{-13} \text{ J}$.

4. We apply the equation $x(t) = x_0 + v_0 t + \frac{1}{2} a t^2$, found in Table 2-1. Since at $t = 0$ s, $x_0 = 0$ and $v_0 = 12$ m/s, the equation becomes (in unit of meters)

$$x(t) = 12t + \frac{1}{2} a t^2.$$

With $x = 10$ m when $t = 1.0$ s, the acceleration is found to be $a = -4.0$ m/s². The fact that $a < 0$ implies that the bead is decelerating. Thus, the position is described by $x(t) = 12t - 2.0t^2$. Differentiating x with respect to t then yields

$$v(t) = \frac{dx}{dt} = 12 - 4.0t.$$

Indeed at $t = 3.0$ s, $v(t = 3.0) = 0$ and the bead stops momentarily. The speed at $t = 10$ s is $v(t = 10) = -28$ m/s, and the corresponding kinetic energy is

$$K = \frac{1}{2} m v^2 = \frac{1}{2} (1.8 \times 10^{-2} \text{ kg}) (-28 \text{ m/s})^2 = 7.1 \text{ J}.$$

5. We denote the mass of the father as m and his initial speed v_i . The initial kinetic energy of the father is

$$K_i = \frac{1}{2} K_{\text{son}}$$

and his final kinetic energy (when his speed is $v_f = v_i + 1.0$ m/s) is $K_f = K_{\text{son}}$. We use these relations along with Eq. 7-1 in our solution.

(a) We see from the above that $K_i = \frac{1}{2} K_f$ which (with SI units understood) leads to

$$\frac{1}{2} m v_i^2 = \frac{1}{2} \left[\frac{1}{2} m (v_i + 1.0)^2 \right].$$

The mass cancels and we find a second-degree equation for v_i :

$$\frac{1}{2} v_i^2 - v_i - \frac{1}{2} = 0.$$

The positive root (from the quadratic formula) yields $v_i = 2.4$ m/s.

(b) From the first relation above ($K_i = \frac{1}{2} K_{\text{son}}$), we have

$$\frac{1}{2} m v_i^2 = \frac{1}{2} \left(\frac{1}{2} \left(\frac{m}{2} \right) v_{\text{son}}^2 \right)$$

and (after canceling m and one factor of $1/2$) are led to $v_{\text{son}} = 2v_i = 4.8$ m/s.

6. By the work-kinetic energy theorem,

$$W = \Delta K = \frac{1}{2}mv_f^2 - \frac{1}{2}mv_i^2 = \frac{1}{2}(2.0\text{kg})\left((6.0\text{m/s})^2 - (4.0\text{m/s})^2\right) = 20\text{ J}.$$

We note that the *directions* of \vec{v}_f and \vec{v}_i play no role in the calculation.

7. Eq. 7-8 readily yields (with SI units understood)

$$W = F_x \Delta x + F_y \Delta y = 2\cos(100^\circ)(3.0) + 2\sin(100^\circ)(4.0) = 6.8 \text{ J.}$$

8. Using Eq. 7-8 (and Eq. 3-23), we find the work done by the water on the ice block:

$$W = \vec{F} \cdot \vec{d} = (210\hat{i} - 150\hat{j}) \cdot (15\hat{i} - 12\hat{j}) = (210)(15) + (-150)(-12) = 5.0 \times 10^3 \text{ J}.$$

9. Since this involves constant-acceleration motion, we can apply the equations of Table 2-1, such as $x = v_0 t + \frac{1}{2} a t^2$ (where $x_0 = 0$). We choose to analyze the third and fifth points, obtaining

$$0.2 \text{ m} = v_0 (1.0 \text{ s}) + \frac{1}{2} a (1.0 \text{ s})^2$$

$$0.8 \text{ m} = v_0 (2.0 \text{ s}) + \frac{1}{2} a (2.0 \text{ s})^2$$

Simultaneous solution of the equations leads to $v_0 = 0$ and $a = 0.40 \text{ m/s}^2$. We now have two ways to finish the problem. One is to compute force from $F = ma$ and then obtain the work from Eq. 7-7. The other is to find ΔK as a way of computing W (in accordance with Eq. 7-10). In this latter approach, we find the velocity at $t = 2.0 \text{ s}$ from $v = v_0 + at$ (so $v = 0.80 \text{ m/s}$). Thus,

$$W = \Delta K = \frac{1}{2} (3.0 \text{ kg}) (0.80 \text{ m/s})^2 = 0.96 \text{ J}.$$

10. The change in kinetic energy can be written as

$$\Delta K = \frac{1}{2}m(v_f^2 - v_i^2) = \frac{1}{2}m(2a\Delta x) = ma\Delta x$$

where we have used $v_f^2 = v_i^2 + 2a\Delta x$ from Table 2-1. From Fig. 7-27, we see that $\Delta K = (0 - 30) \text{ J} = -30 \text{ J}$ when $\Delta x = +5 \text{ m}$. The acceleration can then be obtained as

$$a = \frac{\Delta K}{m\Delta x} = \frac{(-30 \text{ J})}{(8.0 \text{ kg})(5.0 \text{ m})} = -0.75 \text{ m/s}^2.$$

The negative sign indicates that the mass is decelerating. From the figure, we also see that when $x = 5 \text{ m}$ the kinetic energy becomes zero, implying that the mass comes to rest momentarily. Thus,

$$v_0^2 = v^2 - 2a\Delta x = 0 - 2(-0.75 \text{ m/s}^2)(5.0 \text{ m}) = 7.5 \text{ m}^2/\text{s}^2,$$

or $v_0 = 2.7 \text{ m/s}$. The speed of the object when $x = -3.0 \text{ m}$ is

$$v = \sqrt{v_0^2 + 2a\Delta x} = \sqrt{7.5 + 2(-0.75)(-3.0)} = \sqrt{12} = 3.5 \text{ m/s}.$$

11. We choose $+x$ as the direction of motion (so \vec{a} and \vec{F} are negative-valued).

(a) Newton's second law readily yields $\vec{F} = (85 \text{ kg})(-2.0 \text{ m/s}^2)$ so that

$$F = |\vec{F}| = 1.7 \times 10^2 \text{ N}.$$

(b) From Eq. 2-16 (with $v = 0$) we have

$$0 = v_0^2 + 2a\Delta x \Rightarrow \Delta x = -\frac{(37 \text{ m/s})^2}{2(-2.0 \text{ m/s}^2)} = 3.4 \times 10^2 \text{ m}.$$

Alternatively, this can be worked using the work-energy theorem.

(c) Since \vec{F} is opposite to the direction of motion (so the angle ϕ between \vec{F} and $\vec{d} = \Delta x$ is 180°) then Eq. 7-7 gives the work done as $W = -F\Delta x = -5.8 \times 10^4 \text{ J}$.

(d) In this case, Newton's second law yields $\vec{F} = (85 \text{ kg})(-4.0 \text{ m/s}^2)$ so that $F = |\vec{F}| = 3.4 \times 10^2 \text{ N}$.

(e) From Eq. 2-16, we now have

$$\Delta x = -\frac{(37 \text{ m/s})^2}{2(-4.0 \text{ m/s}^2)} = 1.7 \times 10^2 \text{ m}.$$

(f) The force \vec{F} is again opposite to the direction of motion (so the angle ϕ is again 180°) so that Eq. 7-7 leads to $W = -F\Delta x = -5.8 \times 10^4 \text{ J}$. The fact that this agrees with the result of part (c) provides insight into the concept of work.

12. (a) From Eq. 7-6, $F = W/x = 3.00 \text{ N}$ (this is the slope of the graph).

(b) Eq. 7-10 yields $K = K_i + W = 3.00 \text{ J} + 6.00 \text{ J} = 9.00 \text{ J}$.

13. (a) The forces are constant, so the work done by any one of them is given by $W = \vec{F} \cdot \vec{d}$, where \vec{d} is the displacement. Force \vec{F}_1 is in the direction of the displacement, so

$$W_1 = F_1 d \cos \phi_1 = (5.00 \text{ N})(3.00 \text{ m}) \cos 0^\circ = 15.0 \text{ J}.$$

Force \vec{F}_2 makes an angle of 120° with the displacement, so

$$W_2 = F_2 d \cos \phi_2 = (9.00 \text{ N})(3.00 \text{ m}) \cos 120^\circ = -13.5 \text{ J}.$$

Force \vec{F}_3 is perpendicular to the displacement, so $W_3 = F_3 d \cos \phi_3 = 0$ since $\cos 90^\circ = 0$. The net work done by the three forces is

$$W = W_1 + W_2 + W_3 = 15.0 \text{ J} - 13.5 \text{ J} + 0 = +1.50 \text{ J}.$$

(b) If no other forces do work on the box, its kinetic energy increases by 1.50 J during the displacement.

14. The forces are all constant, so the total work done by them is given by $W = F_{\text{net}} \Delta x$, where F_{net} is the magnitude of the net force and Δx is the magnitude of the displacement. We add the three vectors, finding the x and y components of the net force:

$$F_{\text{net } x} = -F_1 - F_2 \sin 50.0^\circ + F_3 \cos 35.0^\circ = -3.00 \text{ N} - (4.00 \text{ N}) \sin 35.0^\circ + (10.0 \text{ N}) \cos 35.0^\circ \\ = 2.13 \text{ N}$$

$$F_{\text{net } y} = -F_2 \cos 50.0^\circ + F_3 \sin 35.0^\circ = -(4.00 \text{ N}) \cos 50.0^\circ + (10.0 \text{ N}) \sin 35.0^\circ \\ = 3.17 \text{ N}.$$

The magnitude of the net force is

$$F_{\text{net}} = \sqrt{F_{\text{net } x}^2 + F_{\text{net } y}^2} = \sqrt{(2.13)^2 + (3.17)^2} = 3.82 \text{ N}.$$

The work done by the net force is

$$W = F_{\text{net}} d = (3.82 \text{ N})(4.00 \text{ m}) = 15.3 \text{ J}$$

where we have used the fact that $\vec{d} \parallel \vec{F}_{\text{net}}$ (which follows from the fact that the canister started from rest and moved horizontally under the action of horizontal forces — the resultant effect of which is expressed by \vec{F}_{net}).

15. Using the work-kinetic energy theorem, we have

$$\Delta K = W = \vec{F} \cdot \vec{d} = Fd \cos \phi$$

In addition, $F = 12 \text{ N}$ and $d = \sqrt{(2.00)^2 + (-4.00)^2 + (3.00)^2} = 5.39 \text{ m}$.

(a) If $\Delta K = +30.0 \text{ J}$, then

$$\phi = \cos^{-1} \left(\frac{\Delta K}{Fd} \right) = \cos^{-1} \left(\frac{30.0}{(12.0)(5.39)} \right) = 62.3^\circ.$$

(b) $\Delta K = -30.0 \text{ J}$, then

$$\phi = \cos^{-1} \left(\frac{\Delta K}{Fd} \right) = \cos^{-1} \left(\frac{-30.0}{(12.0)(5.39)} \right) = 118^\circ$$

16. In both cases, there is no acceleration, so the lifting force is equal to the weight of the object.

(a) Eq. 7-8 leads to $W = \vec{F} \cdot \vec{d} = (360 \text{ kN})(0.10 \text{ m}) = 36 \text{ kJ}$.

(b) In this case, we find $W = (4000 \text{ N})(0.050 \text{ m}) = 2.0 \times 10^2 \text{ J}$.

17. (a) We use \vec{F} to denote the upward force exerted by the cable on the astronaut. The force of the cable is upward and the force of gravity is mg downward. Furthermore, the acceleration of the astronaut is $g/10$ upward. According to Newton's second law, $F - mg = mg/10$, so $F = 11 mg/10$. Since the force \vec{F} and the displacement \vec{d} are in the same direction, the work done by \vec{F} is

$$W_F = Fd = \frac{11mgd}{10} = \frac{11 (72 \text{ kg}) (9.8 \text{ m/s}^2) (15 \text{ m})}{10} = 1.164 \times 10^4 \text{ J}$$

which (with respect to significant figures) should be quoted as $1.2 \times 10^4 \text{ J}$.

(b) The force of gravity has magnitude mg and is opposite in direction to the displacement. Thus, using Eq. 7-7, the work done by gravity is

$$W_g = -mgd = - (72 \text{ kg}) (9.8 \text{ m/s}^2) (15 \text{ m}) = -1.058 \times 10^4 \text{ J}$$

which should be quoted as $-1.1 \times 10^4 \text{ J}$.

(c) The total work done is $W = 1.164 \times 10^4 \text{ J} - 1.058 \times 10^4 \text{ J} = 1.06 \times 10^3 \text{ J}$. Since the astronaut started from rest, the work-kinetic energy theorem tells us that this (which we round to $1.1 \times 10^3 \text{ J}$) is her final kinetic energy.

(d) Since $K = \frac{1}{2}mv^2$, her final speed is

$$v = \sqrt{\frac{2K}{m}} = \sqrt{\frac{2(1.06 \times 10^3 \text{ J})}{72 \text{ kg}}} = 5.4 \text{ m/s}.$$

18. (a) Using notation common to many vector capable calculators, we have (from Eq. 7-8) $W = \text{dot}([20.0, 0] + [0, -(3.00)(9.8)], [0.500 \angle 30.0^\circ]) = +1.31 \text{ J}$.

(b) Eq. 7-10 (along with Eq. 7-1) then leads to

$$v = \sqrt{2(1.31 \text{ J})/(3.00 \text{ kg})} = 0.935 \text{ m/s}.$$

19. (a) We use F to denote the magnitude of the force of the cord on the block. This force is upward, opposite to the force of gravity (which has magnitude Mg). The acceleration is $\vec{a} = g/4$ downward. Taking the downward direction to be positive, then Newton's second law yields

$$\vec{F}_{\text{net}} = m\vec{a} \Rightarrow Mg - F = M\left(\frac{g}{4}\right)$$

so $F = 3Mg/4$. The displacement is downward, so the work done by the cord's force is, using Eq. 7-7,

$$W_F = -Fd = -3Mgd/4.$$

(b) The force of gravity is in the same direction as the displacement, so it does work $W_g = Mgd$.

(c) The total work done on the block is $-3Mgd/4 + Mgd = Mgd/4$. Since the block starts from rest, we use Eq. 7-15 to conclude that this $(Mgd/4)$ is the block's kinetic energy K at the moment it has descended the distance d .

(d) Since $K = \frac{1}{2}Mv^2$, the speed is

$$v = \sqrt{\frac{2K}{M}} = \sqrt{\frac{2(Mgd/4)}{M}} = \sqrt{\frac{gd}{2}}$$

at the moment the block has descended the distance d .

20. The fact that the applied force \vec{F}_a causes the box to move up a frictionless ramp at a constant speed implies that there is no net change in the kinetic energy: $\Delta K = 0$. Thus, the work done by \vec{F}_a must be equal to the negative work done by gravity: $W_a = -W_g$. Since the box is displaced vertically upward by $h = 0.150$ m, we have

$$W_a = +mgh = (3.00)(9.80)(0.150) = 4.41 \text{ J}$$

21. Eq. 7-15 applies, but the wording of the problem suggests that it is only necessary to examine the contribution from the rope (which would be the “ W_a ” term in Eq. 7-15):

$$W_a = -(50 \text{ N})(0.50 \text{ m}) = -25 \text{ J}$$

(the minus sign arises from the fact that the pull from the rope is anti-parallel to the direction of motion of the block). Thus, the kinetic energy would have been 25 J greater if the rope had not been attached (given the same displacement).

22. We use d to denote the magnitude of the spelunker's displacement during each stage. The mass of the spelunker is $m = 80.0$ kg. The work done by the lifting force is denoted W_i where $i = 1, 2, 3$ for the three stages. We apply the work-energy theorem, Eq. 17-15.

(a) For stage 1, $W_1 - mgd = \Delta K_1 = \frac{1}{2}mv_1^2$, where $v_1 = 5.00$ m/s. This gives

$$W_1 = mgd + \frac{1}{2}mv_1^2 = (80.0) (9.80) (10.0) + \frac{1}{2}(80.0)(5.00)^2 = 8.84 \times 10^3 \text{ J.}$$

(b) For stage 2, $W_2 - mgd = \Delta K_2 = 0$, which leads to

$$W_2 = mgd = (80.0 \text{ kg}) (9.80 \text{ m/s}^2) (10.0 \text{ m}) = 7.84 \times 10^3 \text{ J.}$$

(c) For stage 3, $W_3 - mgd = \Delta K_3 = -\frac{1}{2}mv_1^2$. We obtain

$$W_3 = mgd - \frac{1}{2}mv_1^2 = (80.0) (9.80) (10.0) - \frac{1}{2}(80.0)(5.00)^2 = 6.84 \times 10^3 \text{ J.}$$

23. (a) The net upward force is given by

$$F + F_N - (m + M)g = (m + M)a$$

where $m = 0.250$ kg is the mass of the cheese, $M = 900$ kg is the mass of the elevator cab, F is the force from the cable, and $F_N = 3.00$ N is the normal force on the cheese. On the cheese alone, we have

$$F_N - mg = ma \Rightarrow a = \frac{3.00 - (0.250)(9.80)}{0.250} = 2.20 \text{ m/s}^2.$$

Thus the force from the cable is $F = (m + M)(a + g) - F_N = 1.08 \times 10^4$ N, and the work done by the cable on the cab is

$$W = Fd_1 = (1.80 \times 10^4)(2.40) = 2.59 \times 10^4 \text{ J}.$$

(b) If $W = 92.61$ kJ and $d_2 = 10.5$ m, the magnitude of the normal force is

$$F_N = (m + M)g - \frac{W}{d_2} = (0.250 + 900)(9.80) - \frac{9.261 \times 10^4}{10.5} = 2.45 \text{ N}.$$

24. The spring constant is $k = 100 \text{ N/m}$ and the maximum elongation is $x_i = 5.00 \text{ m}$. Using Eq. 7-25 with $x_f = 0$, the work is found to be

$$W = \frac{1}{2} k x_i^2 = \frac{1}{2} (100)(5.00)^2 = 1.25 \times 10^3 \text{ J}.$$

25. We make use of Eq. 7-25 and Eq. 7-28 since the block is stationary before and after the displacement. The work done by the applied force can be written as

$$W_a = -W_s = \frac{1}{2}k(x_f^2 - x_i^2).$$

The spring constant is $k = (80 \text{ N})/(2.0 \text{ cm}) = 4.0 \times 10^3 \text{ N/m}$. With $W_a = 4.0 \text{ J}$, and $x_i = -2.0 \text{ cm}$, we have

$$x_f = \pm \sqrt{\frac{2W_a}{k} + x_i^2} = \pm \sqrt{\frac{2(4.0 \text{ J})}{(4.0 \times 10^3 \text{ N/m})} + (-0.020 \text{ m})^2} = \pm 0.049 \text{ m} = \pm 4.9 \text{ cm}.$$

26. From Eq. 7-25, we see that the work done by the spring force is given by

$$W_s = \frac{1}{2}k(x_i^2 - x_f^2).$$

The fact that 360 N of force must be applied to pull the block to $x = +4.0$ cm implies that the spring constant is

$$k = \frac{360 \text{ N}}{4.0 \text{ cm}} = 90 \text{ N/cm} = 9.0 \times 10^3 \text{ N/m}.$$

(a) When the block moves from $x_i = +5.0$ cm to $x = +3.0$ cm, we have

$$W_s = \frac{1}{2}(9.0 \times 10^3 \text{ N/m})[(0.050 \text{ m})^2 - (0.030 \text{ m})^2] = 7.2 \text{ J}.$$

(b) Moving from $x_i = +5.0$ cm to $x = -3.0$ cm, we have

$$W_s = \frac{1}{2}(9.0 \times 10^3 \text{ N/m})[(0.050 \text{ m})^2 - (-0.030 \text{ m})^2] = 7.2 \text{ J}.$$

(c) Moving from $x_i = +5.0$ cm to $x = -5.0$ cm, we have

$$W_s = \frac{1}{2}(9.0 \times 10^3 \text{ N/m})[(0.050 \text{ m})^2 - (-0.050 \text{ m})^2] = 0 \text{ J}.$$

(d) Moving from $x_i = +5.0$ cm to $x = -9.0$ cm, we have

$$W_s = \frac{1}{2}(9.0 \times 10^3 \text{ N/m})[(0.050 \text{ m})^2 - (-0.090 \text{ m})^2] = -25 \text{ J}.$$

27. The work done by the spring force is given by Eq. 7-25:

$$W_s = \frac{1}{2}k(x_i^2 - x_f^2).$$

Since $F_x = -kx$, the slope in Fig. 7-35 corresponds to the spring constant k . Its value is given by $k = 80 \text{ N/cm} = 8.0 \times 10^3 \text{ N/m}$.

(a) When the block moves from $x_i = +8.0 \text{ cm}$ to $x = +5.0 \text{ cm}$, we have

$$W_s = \frac{1}{2}(8.0 \times 10^3 \text{ N/m})[(0.080 \text{ m})^2 - (0.050 \text{ m})^2] = 15.6 \text{ J} \approx 16 \text{ J}.$$

(b) Moving from $x_i = +8.0 \text{ cm}$ to $x = -5.0 \text{ cm}$, we have

$$W_s = \frac{1}{2}(8.0 \times 10^3 \text{ N/m})[(0.080 \text{ m})^2 - (-0.050 \text{ m})^2] = 15.6 \text{ J} \approx 16 \text{ J}.$$

(c) Moving from $x_i = +8.0 \text{ cm}$ to $x = -8.0 \text{ cm}$, we have

$$W_s = \frac{1}{2}(8.0 \times 10^3 \text{ N/m})[(0.080 \text{ m})^2 - (-0.080 \text{ m})^2] = 0 \text{ J}.$$

(d) Moving from $x_i = +8.0 \text{ cm}$ to $x = -10.0 \text{ cm}$, we have

$$W_s = \frac{1}{2}(8.0 \times 10^3 \text{ N/m})[(0.080 \text{ m})^2 - (-0.10 \text{ m})^2] = -14.4 \text{ J} \approx -14 \text{ J}.$$

28. The work done by the spring force is given by Eq. 7-25: $W_s = \frac{1}{2}k(x_i^2 - x_f^2)$.

The spring constant k can be deduced from Fig. 7-36 which shows the amount of work done to pull the block from 0 to $x = 3.0$ cm. The parabola $W_a = kx^2 / 2$ contains (0,0), (2.0 cm, 0.40 J) and (3.0 cm, 0.90 J). Thus, we may infer from the data that $k = 2.0 \times 10^3$ N/m.

(a) When the block moves from $x_i = +5.0$ cm to $x = +4.0$ cm, we have

$$W_s = \frac{1}{2}(2.0 \times 10^3 \text{ N/m})[(0.050 \text{ m})^2 - (0.040 \text{ m})^2] = 0.90 \text{ J}.$$

(b) Moving from $x_i = +5.0$ cm to $x = -2.0$ cm, we have

$$W_s = \frac{1}{2}(2.0 \times 10^3 \text{ N/m})[(0.050 \text{ m})^2 - (-0.020 \text{ m})^2] = 2.1 \text{ J}.$$

(c) Moving from $x_i = +5.0$ cm to $x = -5.0$ cm, we have

$$W_s = \frac{1}{2}(2.0 \times 10^3 \text{ N/m})[(0.050 \text{ m})^2 - (-0.050 \text{ m})^2] = 0 \text{ J}.$$

29. (a) As the body moves along the x axis from $x_i = 3.0$ m to $x_f = 4.0$ m the work done by the force is

$$W = \int_{x_i}^{x_f} F_x dx = \int_{x_i}^{x_f} -6x dx = -3(x_f^2 - x_i^2) = -3(4.0^2 - 3.0^2) = -21 \text{ J}.$$

According to the work-kinetic energy theorem, this gives the change in the kinetic energy:

$$W = \Delta K = \frac{1}{2}m(v_f^2 - v_i^2)$$

where v_i is the initial velocity (at x_i) and v_f is the final velocity (at x_f). The theorem yields

$$v_f = \sqrt{\frac{2W}{m} + v_i^2} = \sqrt{\frac{2(-21)}{2.0} + (8.0)^2} = 6.6 \text{ m/s}.$$

(b) The velocity of the particle is $v_f = 5.0$ m/s when it is at $x = x_f$. The work-kinetic energy theorem is used to solve for x_f . The net work done on the particle is $W = -3(x_f^2 - x_i^2)$, so the theorem leads to

$$-3(x_f^2 - x_i^2) = \frac{1}{2}m(v_f^2 - v_i^2).$$

Thus,

$$x_f = \sqrt{-\frac{m}{6}(v_f^2 - v_i^2) + x_i^2} = \sqrt{-\frac{2.0 \text{ kg}}{6 \text{ N/m}}((5.0 \text{ m/s})^2 - (8.0 \text{ m/s})^2) + (3.0 \text{ m})^2} = 4.7 \text{ m}.$$

30. (a) This is a situation where Eq. 7-28 applies, so we have

$$Fx = \frac{1}{2}kx^2 \Rightarrow (3.0 \text{ N}) x = \frac{1}{2}(50 \text{ N/m})x^2$$

which (other than the trivial root) gives $x = (3.0/25) \text{ m} = 0.12 \text{ m}$.

(b) The work done by the applied force is $W_a = Fx = (3.0 \text{ N})(0.12 \text{ m}) = 0.36 \text{ J}$.

(c) Eq. 7-28 immediately gives $W_s = -W_a = -0.36 \text{ J}$.

(d) With $K_f = K$ considered variable and $K_i = 0$, Eq. 7-27 gives $K = Fx - \frac{1}{2}kx^2$. We take the derivative of K with respect to x and set the resulting expression equal to zero, in order to find the position x_c which corresponds to a maximum value of K :

$$x_c = \frac{F}{k} = (3.0/50) \text{ m} = 0.060 \text{ m}.$$

We note that x_c is also the point where the applied and spring forces “balance.”

(e) At x_c we find $K = K_{\max} = 0.090 \text{ J}$.

31. According to the graph the acceleration a varies linearly with the coordinate x . We may write $a = \alpha x$, where α is the slope of the graph. Numerically,

$$\alpha = \frac{20 \text{ m/s}^2}{8.0 \text{ m}} = 2.5 \text{ s}^{-2}.$$

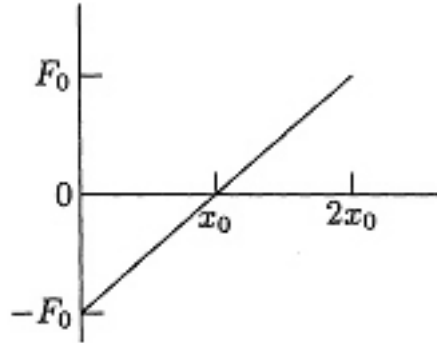
The force on the brick is in the positive x direction and, according to Newton's second law, its magnitude is given by $F = a/m = (\alpha/m)x$. If x_f is the final coordinate, the work done by the force is

$$W = \int_0^{x_f} F \, dx = \frac{\alpha}{m} \int_0^{x_f} x \, dx = \frac{\alpha}{2m} x_f^2 = \frac{2.5}{2(10)} (8.0)^2 = 8.0 \times 10^2 \text{ J}.$$

32. From Eq. 7-32, we see that the “area” in the graph is equivalent to the work done. Finding that area (in terms of rectangular [length \times width] and triangular [$\frac{1}{2}$ base \times height] areas) we obtain

$$W = W_{0 < x < 2} + W_{2 < x < 4} + W_{4 < x < 6} + W_{6 < x < 8} = (20 + 10 + 0 - 5) \text{ J} = 25 \text{ J}.$$

33. (a) The graph shows F as a function of x assuming x_0 is positive. The work is negative as the object moves from $x = 0$ to $x = x_0$ and positive as it moves from $x = x_0$ to $x = 2x_0$.



Since the area of a triangle is (base)(altitude)/2, the work done from $x = 0$ to $x = x_0$ is $-(x_0)(F_0)/2$ and the work done from $x = x_0$ to $x = 2x_0$ is $(2x_0 - x_0)(F_0)/2 = (x_0)(F_0)/2$. The total work is the sum, which is zero.

(b) The integral for the work is

$$W = \int_0^{2x_0} F_0 \left(\frac{x}{x_0} - 1 \right) dx = F_0 \left(\frac{x^2}{2x_0} - x \right) \Bigg|_0^{2x_0} = 0.$$

34. Using Eq. 7-32, we find

$$W = \int_{0.25}^{1.25} e^{-4x^2} dx = 0.21 \text{ J}$$

where the result has been obtained numerically. Many modern calculators have that capability, as well as most math software packages that a great many students have access to.

35. We choose to work this using Eq. 7-10 (the work-kinetic energy theorem). To find the initial and final kinetic energies, we need the speeds, so

$$v = \frac{dx}{dt} = 3.0 - 8.0t + 3.0t^2$$

in SI units. Thus, the initial speed is $v_i = 3.0$ m/s and the speed at $t = 4$ s is $v_f = 19$ m/s. The change in kinetic energy for the object of mass $m = 3.0$ kg is therefore

$$\Delta K = \frac{1}{2}m (v_f^2 - v_i^2) = 528 \text{ J}$$

which we round off to two figures and (using the work-kinetic energy theorem) conclude that the work done is $W = 5.3 \times 10^2$ J.

36. (a) Using the work-kinetic energy theorem

$$K_f = K_i + \int_0^{2.0} (2.5 - x^2) dx = 0 + (2.5)(2.0) - \frac{1}{3}(2.0)^3 = 2.3 \text{ J.}$$

(b) For a variable end-point, we have K_f as a function of x , which could be differentiated to find the extremum value, but we recognize that this is equivalent to solving $F = 0$ for x :

$$F = 0 \Rightarrow 2.5 - x^2 = 0 .$$

Thus, K is extremized at $x = \sqrt{2.5} \approx 1.6 \text{ m}$ and we obtain

$$K_f = K_i + \int_0^{\sqrt{2.5}} (2.5 - x^2) dx = 0 + (2.5)(\sqrt{2.5}) - \frac{1}{3} (\sqrt{2.5})^3 = 2.6 \text{ J.}$$

Recalling our answer for part (a), it is clear that this extreme value is a maximum.

37. (a) We first multiply the vertical axis by the mass, so that it becomes a graph of the applied force. Now, adding the triangular and rectangular “areas” in the graph (for $0 \leq x \leq 4$) gives 42 J for the work done.

(b) Counting the “areas” under the axis as negative contributions, we find (for $0 \leq x \leq 7$) the work to be 30 J at $x = 7.0$ m.

(c) And at $x = 9.0$ m, the work is 12 J.

(d) Eq. 7-10 (along with Eq. 7-1) leads to speed $v = 6.5$ m/s at $x = 4.0$ m. Returning to the original graph (where a was plotted) we note that (since it started from rest) it has received acceleration(s) (up to this point) only in the $+x$ direction and consequently must have a velocity vector pointing in the $+x$ direction at $x = 4.0$ m.

(e) Now, using the result of part (b) and Eq. 7-10 (along with Eq. 7-1) we find the speed is 5.5 m/s at $x = 7.0$ m. Although it has experienced some deceleration during the $0 \leq x \leq 7$ interval, its velocity vector still points in the $+x$ direction.

(f) Finally, using the result of part (c) and Eq. 7-10 (along with Eq. 7-1) we find its speed $v = 3.5$ m/s at $x = 9.0$ m. It certainly has experienced a significant amount of deceleration during the $0 \leq x \leq 9$ interval; nonetheless, its velocity vector *still* points in the $+x$ direction.

38. As the body moves along the x axis from $x_i = 0$ m to $x_f = 3.00$ m the work done by the force is

$$\begin{aligned} W &= \int_{x_i}^{x_f} F_x \, dx = \int_{x_i}^{x_f} (cx - 3.00x^2) dx = \left(\frac{c}{2} x^2 - x^3 \right) \Big|_0^3 = \frac{c}{2} (3.00)^2 - (3.00)^3 \\ &= 4.50c - 27.0. \end{aligned}$$

However, $W = \Delta K = (11.0 - 20.0) = -9.00$ J from the work-kinetic energy theorem. Thus,

$$4.50c - 27.0 = -9.00$$

or $c = 4.00$ N/m.

39. We solve the problem using the work-kinetic energy theorem which states that the change in kinetic energy is equal to the work done by the applied force, $\Delta K = W$. In our problem, the work done is $W = Fd$, where F is the tension in the cord and d is the length of the cord pulled as the cart slides from x_1 to x_2 . From Fig. 7-40, we have

$$\begin{aligned} d &= \sqrt{x_1^2 + h^2} - \sqrt{x_2^2 + h^2} = \sqrt{(3.00)^2 + (1.20)^2} - \sqrt{(1.00)^2 + (1.20)^2} \\ &= 3.23 \text{ m} - 1.56 \text{ m} = 1.67 \text{ m} \end{aligned}$$

which yields $\Delta K = Fd = (25.0 \text{ N})(1.67 \text{ m}) = 41.7 \text{ J}$.

40. Recognizing that the force in the cable must equal the total weight (since there is no acceleration), we employ Eq. 7-47:

$$P = Fv \cos \theta = mg \left(\frac{\Delta x}{\Delta t} \right)$$

where we have used the fact that $\theta = 0^\circ$ (both the force of the cable and the elevator's motion are upward). Thus,

$$P = (3.0 \times 10^3 \text{ kg}) (9.8 \text{ m/s}^2) \left(\frac{210 \text{ m}}{23 \text{ s}} \right) = 2.7 \times 10^5 \text{ W}.$$

41. The power associated with force \vec{F} is given by $P = \vec{F} \cdot \vec{v}$, where \vec{v} is the velocity of the object on which the force acts. Thus,

$$P = \vec{F} \cdot \vec{v} = Fv\cos\phi = (122 \text{ N})(5.0 \text{ m/s})\cos 37^\circ = 4.9 \times 10^2 \text{ W}.$$

42. (a) Since constant speed implies $\Delta K = 0$, we require $W_a = -W_g$, by Eq. 7-15. Since W_g is the same in both cases (same weight and same path), then $W_a = 9.0 \times 10^2$ J just as it was in the first case.

(b) Since the speed of 1.0 m/s is constant, then 8.0 meters is traveled in 8.0 seconds. Using Eq. 7-42, and noting that average power is *the* power when the work is being done at a steady rate, we have

$$P = \frac{W}{\Delta t} = \frac{900 \text{ J}}{8.0 \text{ s}} = 1.1 \times 10^2 \text{ W}.$$

(c) Since the speed of 2.0 m/s is constant, 8.0 meters is traveled in 4.0 seconds. Using Eq. 7-42, with *average power* replaced by *power*, we have

$$P = \frac{W}{\Delta t} = \frac{900 \text{ J}}{4.0 \text{ s}} = 225 \text{ W} \approx 2.3 \times 10^2 \text{ W}.$$

43. (a) The power is given by $P = Fv$ and the work done by \vec{F} from time t_1 to time t_2 is given by

$$W = \int_{t_1}^{t_2} P \, dt = \int_{t_1}^{t_2} Fv \, dt.$$

Since \vec{F} is the net force, the magnitude of the acceleration is $a = F/m$, and, since the initial velocity is $v_0 = 0$, the velocity as a function of time is given by $v = v_0 + at = (F/m)t$. Thus

$$W = \int_{t_1}^{t_2} (F^2 / m)t \, dt = \frac{1}{2} (F^2 / m)(t_2^2 - t_1^2).$$

For $t_1 = 0$ and $t_2 = 1.0$ s,

$$W = \frac{1}{2} \left(\frac{(5.0 \, \text{N})^2}{15 \, \text{kg}} \right) (1.0 \, \text{s})^2 = 0.83 \, \text{J}.$$

(b) For $t_1 = 1.0$ s, and $t_2 = 2.0$ s,

$$W = \frac{1}{2} \left(\frac{(5.0 \, \text{N})^2}{15 \, \text{kg}} \right) [(2.0 \, \text{s})^2 - (1.0 \, \text{s})^2] = 2.5 \, \text{J}.$$

(c) For $t_1 = 2.0$ s and $t_2 = 3.0$ s,

$$W = \frac{1}{2} \left(\frac{(5.0 \, \text{N})^2}{15 \, \text{kg}} \right) [(3.0 \, \text{s})^2 - (2.0 \, \text{s})^2] = 4.2 \, \text{J}.$$

(d) Substituting $v = (F/m)t$ into $P = Fv$ we obtain $P = F^2 t / m$ for the power at any time t . At the end of the third second

$$P = \left(\frac{(5.0 \, \text{N})^2 (3.0 \, \text{s})}{15 \, \text{kg}} \right) = 5.0 \, \text{W}.$$

44. (a) Using Eq. 7-48 and Eq. 3-23, we obtain

$$P = \vec{F} \cdot \vec{v} = (4.0 \text{ N})(-2.0 \text{ m/s}) + (9.0 \text{ N})(4.0 \text{ m/s}) = 28 \text{ W}.$$

(b) We again use Eq. 7-48 and Eq. 3-23, but with a one-component velocity: $\vec{v} = v\hat{j}$.

$$\begin{aligned} P &= \vec{F} \cdot \vec{v} \\ -12 \text{ W} &= (-2.0 \text{ N})v \end{aligned}$$

which yields $v = 6 \text{ m/s}$.

45. The total work is the sum of the work done by gravity on the elevator, the work done by gravity on the counterweight, and the work done by the motor on the system:

$$W_T = W_e + W_c + W_s.$$

Since the elevator moves at constant velocity, its kinetic energy does not change and according to the work-kinetic energy theorem the total work done is zero. This means $W_e + W_c + W_s = 0$. The elevator moves upward through 54 m, so the work done by gravity on it is

$$W_e = -m_e g d = -(1200 \text{ kg})(9.80 \text{ m/s}^2)(54 \text{ m}) = -6.35 \times 10^5 \text{ J}.$$

The counterweight moves downward the same distance, so the work done by gravity on it is

$$W_c = m_c g d = (950 \text{ kg})(9.80 \text{ m/s}^2)(54 \text{ m}) = 5.03 \times 10^5 \text{ J}.$$

Since $W_T = 0$, the work done by the motor on the system is

$$W_s = -W_e - W_c = 6.35 \times 10^5 \text{ J} - 5.03 \times 10^5 \text{ J} = 1.32 \times 10^5 \text{ J}.$$

This work is done in a time interval of $\Delta t = 3.0 \text{ min} = 180 \text{ s}$, so the power supplied by the motor to lift the elevator is

$$P = \frac{W_s}{\Delta t} = \frac{1.32 \times 10^5 \text{ J}}{180 \text{ s}} = 7.4 \times 10^2 \text{ W}.$$

46. (a) Since the force exerted by the spring on the mass is zero when the mass passes through the equilibrium position of the spring, the rate at which the spring is doing work on the mass at this instant is also zero.

(b) The rate is given by $P = \vec{F} \cdot \vec{v} = -Fv$, where the minus sign corresponds to the fact that \vec{F} and \vec{v} are anti-parallel to each other. The magnitude of the force is given by $F = kx = (500 \text{ N/m})(0.10 \text{ m}) = 50 \text{ N}$, while v is obtained from conservation of energy for the spring-mass system:

$$E = K + U = 10 \text{ J} = \frac{1}{2}mv^2 + \frac{1}{2}kx^2 = \frac{1}{2}(0.30 \text{ kg})v^2 + \frac{1}{2}(500 \text{ N/m})(0.10 \text{ m})^2$$

which gives $v = 7.1 \text{ m/s}$. Thus

$$P = -Fv = -(50 \text{ N})(7.1 \text{ m/s}) = -3.5 \times 10^2 \text{ W}.$$

47. (a) Eq. 7-8 yields (with SI units understood)

$$\begin{aligned} W &= F_x \Delta x + F_y \Delta y + F_z \Delta z \\ &= (2.0)(7.5 - 0.50) + (4.0)(12.0 - 0.75) + (6.0)(7.2 - 0.20) = 101 \text{ J} \\ &\approx 1.0 \times 10^2 \text{ J.} \end{aligned}$$

(b) Dividing this result by 12 s (see Eq. 7-42) yields $P = 8.4 \text{ W}$.

48. (a) With SI units understood, the object's displacement is

$$\vec{d} = \vec{d}_f - \vec{d}_i = -8.00\hat{i} + 6.00\hat{j} + 2.00\hat{k}.$$

Thus, Eq. 7-8 gives $W = \vec{F} \cdot \vec{d} = (3.00)(-8.00) + (7.00)(6.00) + (7.00)(2.00) = 32.0 \text{ J}$.

(b) The average power is given by Eq. 7-42:

$$P_{\text{avg}} = \frac{W}{t} = \frac{32.0}{4.00} = 8.00 \text{ W}.$$

(c) The distance from the coordinate origin to the initial position is $d_i = \sqrt{(3.00)^2 + (-2.00)^2 + (5.00)^2} = 6.16 \text{ m}$, and the magnitude of the distance from the coordinate origin to the final position is $d_f = \sqrt{(-5.00)^2 + (4.00)^2 + (7.00)^2} = 9.49 \text{ m}$. Their scalar (dot) product is

$$\vec{d}_i \cdot \vec{d}_f = (3.00)(-5.00) + (-2.00)(4.00) + (5.00)(7.00) = 12.0 \text{ m}^2.$$

Thus, the angle between the two vectors is

$$\phi = \cos^{-1} \left(\frac{\vec{d}_i \cdot \vec{d}_f}{d_i d_f} \right) = \cos^{-1} \left(\frac{12.0}{(6.16)(9.49)} \right) = 78.2^\circ.$$

49. From Eq. 7-32, we see that the “area” in the graph is equivalent to the work done. We find the area in terms of rectangular [length \times width] and triangular [$\frac{1}{2}$ base \times height] areas and use the work-kinetic energy theorem appropriately. The initial point is taken to be $x = 0$, where $v_0 = 4.0$ m/s.

(a) With $K_i = \frac{1}{2}mv_0^2 = 16$ J, we have

$$K_3 - K_0 = W_{0 < x < 1} + W_{1 < x < 2} + W_{2 < x < 3} = -4.0 \text{ J}$$

so that K_3 (the kinetic energy when $x = 3.0$ m) is found to equal 12 J.

(b) With SI units understood, we write $W_{3 < x < x_f}$ as $F_x \Delta x = (-4.0)(x_f - 3.0)$ and apply the work-kinetic energy theorem:

$$\begin{aligned} K_{x_f} - K_3 &= W_{3 < x < x_f} \\ K_{x_f} - 12 &= (-4)(x_f - 3.0) \end{aligned}$$

so that the requirement $K_{x_f} = 8.0$ J leads to $x_f = 4.0$ m.

(c) As long as the work is positive, the kinetic energy grows. The graph shows this situation to hold until $x = 1.0$ m. At that location, the kinetic energy is

$$K_1 = K_0 + W_{0 < x < 1} = 16 \text{ J} + 2.0 \text{ J} = 18 \text{ J}.$$

50. (a) The compression of the spring is $d = 0.12$ m. The work done by the force of gravity (acting on the block) is, by Eq. 7-12,

$$W_1 = mgd = (0.25 \text{ kg}) (9.8 \text{ m/s}^2) (0.12 \text{ m}) = 0.29 \text{ J}.$$

(b) The work done by the spring is, by Eq. 7-26,

$$W_2 = -\frac{1}{2}kd^2 = -\frac{1}{2} (250 \text{ N/m}) (0.12 \text{ m})^2 = -1.8 \text{ J}.$$

(c) The speed v_i of the block just before it hits the spring is found from the work-kinetic energy theorem (Eq. 7-15).

$$\Delta K = 0 - \frac{1}{2}mv_i^2 = W_1 + W_2$$

which yields

$$v_i = \sqrt{\frac{(-2)(W_1 + W_2)}{m}} = \sqrt{\frac{(-2)(0.29 - 1.8)}{0.25}} = 3.5 \text{ m/s}.$$

(d) If we instead had $v_i' = 7 \text{ m/s}$, we reverse the above steps and solve for d' . Recalling the theorem used in part (c), we have

$$0 - \frac{1}{2}mv_i'^2 = W_1' + W_2' = mgd' - \frac{1}{2}kd'^2$$

which (choosing the positive root) leads to

$$d' = \frac{mg + \sqrt{m^2g^2 + mkv_i'^2}}{k}$$

which yields $d' = 0.23$ m. In order to obtain this result, we have used more digits in our intermediate results than are shown above (so $v_i = \sqrt{12.048} = 3.471 \text{ m/s}$ and $v_i' = 6.942 \text{ m/s}$).

51. (a) The component of the force of gravity exerted on the ice block (of mass m) along the incline is $mg \sin \theta$, where $\theta = \sin^{-1}(0.91/1.5)$ gives the angle of inclination for the inclined plane. Since the ice block slides down with uniform velocity, the worker must exert a force \vec{F} “uphill” with a magnitude equal to $mg \sin \theta$. Consequently,

$$F = mg \sin \theta = (45 \text{ kg}) (9.8 \text{ m/s}^2) \left(\frac{0.91 \text{ m}}{1.5 \text{ m}} \right) = 2.7 \times 10^2 \text{ N}.$$

(b) Since the “downhill” displacement is opposite to \vec{F} , the work done by the worker is

$$W_1 = -(2.7 \times 10^2 \text{ N}) (1.5 \text{ m}) = -4.0 \times 10^2 \text{ J}.$$

(c) Since the displacement has a vertically downward component of magnitude 0.91 m (in the same direction as the force of gravity), we find the work done by gravity to be

$$W_2 = (45 \text{ kg}) (9.8 \text{ m/s}^2) (0.91 \text{ m}) = 4.0 \times 10^2 \text{ J}.$$

(d) Since \vec{F}_N is perpendicular to the direction of motion of the block, and $\cos 90^\circ = 0$, work done by the normal force is $W_3 = 0$ by Eq. 7-7.

(e) The resultant force \vec{F}_{net} is zero since there is no acceleration. Thus, its work is zero, as can be checked by adding the above results $W_1 + W_2 + W_3 = 0$.

52. (a) The force of the worker on the crate is constant, so the work it does is given by $W_F = \vec{F} \cdot \vec{d} = Fd \cos \phi$, where \vec{F} is the force, \vec{d} is the displacement of the crate, and ϕ is the angle between the force and the displacement. Here $F = 210 \text{ N}$, $d = 3.0 \text{ m}$, and $\phi = 20^\circ$. Thus

$$W_F = (210 \text{ N}) (3.0 \text{ m}) \cos 20^\circ = 590 \text{ J}.$$

(b) The force of gravity is downward, perpendicular to the displacement of the crate. The angle between this force and the displacement is 90° and $\cos 90^\circ = 0$, so the work done by the force of gravity is zero.

(c) The normal force of the floor on the crate is also perpendicular to the displacement, so the work done by this force is also zero.

(d) These are the only forces acting on the crate, so the total work done on it is 590 J.

53. The work done by the applied force \vec{F}_a is given by $W = \vec{F}_a \cdot \vec{d} = F_a d \cos \phi$. From Fig. 7-43, we see that $W = 25 \text{ J}$ when $\phi = 0$ and $d = 5.0 \text{ cm}$. This yields the magnitude of \vec{F}_a :

$$F_a = \frac{W}{d} = \frac{25 \text{ J}}{0.050 \text{ m}} = 5.0 \times 10^2 \text{ N}.$$

(a) For $\phi = 64^\circ$, we have $W = F_a d \cos \phi = (5.0 \times 10^2 \text{ N})(0.050 \text{ m}) \cos 64^\circ = 11 \text{ J}$.

(b) For $\phi = 147^\circ$, we have $W = F_a d \cos \phi = (5.0 \times 10^2 \text{ N})(0.050 \text{ m}) \cos 147^\circ = -21 \text{ J}$.

54. (a) Eq. 7-10 (along with Eq. 7-1 and Eq. 7-7) leads to

$$v_f = \left(2 \frac{d}{m} F \cos \theta\right)^{1/2} = (\cos \theta)^{1/2}$$

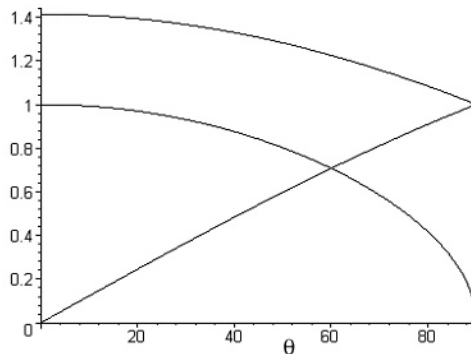
with SI units understood.

(b) With $v_i = 1$, those same steps lead to $v_f = (1 + \cos \theta)^{1/2}$.

(c) Replacing θ with $180^\circ - \theta$, and still using $v_i = 1$, we find

$$v_f = [1 + \cos(180^\circ - \theta)]^{1/2} = (1 - \cos \theta)^{1/2}.$$

(d) The graphs are shown below. Note that as θ is increased in parts (a) and (b) the force provides less and less of a positive acceleration, whereas in part (c) the force provides less and less of a deceleration (as its θ value increases). The highest curve (which slowly decreases from 1.4 to 1) is the curve for part (b); the other decreasing curve (starting at 1 and ending at 0) is for part (a). The rising curve is for part (c); it is equal to 1 where $\theta = 90^\circ$.



55. (a) We can easily fit the curve to a concave-downward parabola: $x = \frac{1}{10}t(10 - t)$, from which (by taking two derivatives) we find the acceleration to be $a = -0.20 \text{ m/s}^2$. The (constant) force is therefore $F = ma = -0.40 \text{ N}$, with a corresponding work given by $W = Fx = \frac{2}{50}t(t - 10)$. It also follows from the x expression that $v_o = 1.0 \text{ m/s}$. This means that $K_i = \frac{1}{2}mv^2 = 1.0 \text{ J}$. Therefore, when $t = 1.0 \text{ s}$, Eq. 7-10 gives $K = K_i + W = 0.64 \text{ J} \approx 0.6 \text{ J}$, where the second significant figure is not to be taken too seriously.

(b) At $t = 5.0 \text{ s}$, the above method gives $K = 0$.

(c) Evaluating the $W = \frac{2}{50}t(t - 10)$ expression at $t = 5.0 \text{ s}$ and $t = 1.0 \text{ s}$, and subtracting, yields -0.6 J . This can also be inferred from the answers for parts (a) and (b).

56. With SI units understood, Eq. 7-8 leads to $W = (4.0)(3.0) - c(2.0) = 12 - 2c$.

(a) If $W = 0$, then $c = 6.0$ N.

(b) If $W = 17$ J, then $c = -2.5$ N.

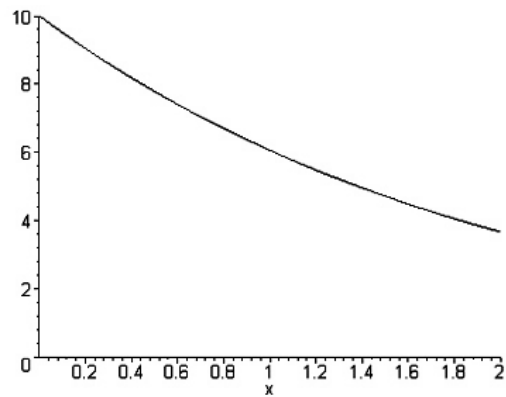
(c) If $W = -18$ J, then $c = 15$ N.

57. (a) Noting that the x component of the third force is $F_{3x} = (4.00 \text{ N})\cos(60^\circ)$, we apply Eq. 7-8 to the problem:

$$W = [5.00 - 1.00 + (4.00)\cos 60^\circ](0.20 \text{ m}) = 1.20 \text{ J}.$$

(b) Eq. 7-10 (along with Eq. 7-1) then yields $v = \sqrt{2W/m} = 1.10 \text{ m/s}$.

58. (a) The plot of the function (with SI units understood) is shown below.



Estimating the area under the curve allows for a range of answers. Estimates from 11 J to 14 J are typical.

(b) Evaluating the work analytically (using Eq. 7-32), we have

$$W = \int 10 e^{-x/2} dx = -20 e^{-x/2} \Big|_0^2 = 12.6 \text{ J} \approx 13 \text{ J}.$$

59. (a) Eq. 7-6 gives $W_a = Fd = (209 \text{ N})(1.50 \text{ m}) \approx 314 \text{ J}$.

(b) Eq. 7-12 leads to $W_g = (25.0 \text{ kg})(9.80 \text{ m/s}^2)(1.50 \text{ m})\cos(115^\circ) \approx -155 \text{ J}$.

(c) The angle between the normal force and the direction of motion remains 90° at all times, so the work it does is zero.

(d) The total work done on the crate is $W_T = 314 \text{ J} - 155 \text{ J} = 158 \text{ J}$.

60. (a) Eq. 7-8 gives $W = (3.0)(-5.0 - 3.0) + (7.0)[4.0 - (-2.0)] + (7.0)(7.0 - 5.0) = 32 \text{ J}$.

(b) Eq. 7-42 gives $P = W/t = 32/4.0 = 8.0 \text{ W}$.

(c) Proceeding as in Sample Problem 3-6, we have

$$\phi = \cos^{-1} \left(\frac{(-5.0)(3.0) + (4.0)(-2.0) + (7.0)(5.0)}{d_i d_f} \right) = 78^\circ$$

where we used the Pythagorean theorem to find $d_i = \sqrt{38}$ and $d_f = \sqrt{90}$ (distances understood to be in meters).

61. Hooke's law and the work done by a spring is discussed in the chapter. We apply work-kinetic energy theorem, in the form of $\Delta K = W_a + W_s$, to the points in Figure 7-48 at $x = 1.0$ m and $x = 2.0$ m, respectively. The "applied" work W_a is that due to the constant force \vec{P} .

$$4 = P(1.0) - \frac{1}{2}k(1.0)^2$$

$$0 = P(2.0) - \frac{1}{2}k(2.0)^2$$

(a) Simultaneous solution leads to $P = 8.0$ N,

(b) and $k = 8.0$ N/m.

62. Using Eq. 7-8, we find

$$W = \vec{F} \cdot \vec{d} = (F \cos \theta \hat{i} + F \sin \theta \hat{j}) \cdot (x\hat{i} + y\hat{j}) = Fx \cos \theta + Fy \sin \theta$$

where $x = 2.0$ m, $y = -4.0$ m, $F = 10$ N, and $\theta = 150^\circ$. Thus, we obtain $W = -37$ J. Note that the given mass value (2.0 kg) is not used in the computation.

63. There is no acceleration, so the lifting force is equal to the weight of the object. We note that the person's pull \vec{F} is equal (in magnitude) to the tension in the cord.

(a) As indicated in the *hint*, tension contributes twice to the lifting of the canister: $2T = mg$. Since $|\vec{F}| = T$, we find $|\vec{F}| = 98 \text{ N}$.

(b) To rise 0.020 m , two segments of the cord (see Fig. 7-48) must shorten by that amount. Thus, the amount of string pulled down at the left end (this is the magnitude of \vec{d} , the downward displacement of the hand) is $d = 0.040 \text{ m}$.

(c) Since (at the left end) both \vec{F} and \vec{d} are downward, then Eq. 7-7 leads to

$$W = \vec{F} \cdot \vec{d} = (98)(0.040) = 3.9 \text{ J}.$$

(d) Since the force of gravity \vec{F}_g (with magnitude mg) is opposite to the displacement $\vec{d}_c = 0.020 \text{ m}$ (up) of the canister, Eq. 7-7 leads to

$$W = \vec{F}_g \cdot \vec{d}_c = - (196)(0.020) = -3.9 \text{ J}.$$

This is consistent with Eq. 7-15 since there is no change in kinetic energy.

64. The acceleration is constant, so we may use the equations in Table 2-1. We choose the direction of motion as $+x$ and note that the displacement is the same as the distance traveled, in this problem. We designate the force (assumed singular) along the x direction acting on the $m = 2.0$ kg object as F .

(a) With $v_0 = 0$, Eq. 2-11 leads to $a = v/t$. And Eq. 2-17 gives $\Delta x = \frac{1}{2}vt$. Newton's second law yields the force $F = ma$. Eq. 7-8, then, gives the work:

$$W = F\Delta x = m\left(\frac{v}{t}\right)\left(\frac{1}{2}vt\right) = \frac{1}{2}mv^2$$

as we expect from the work-kinetic energy theorem. With $v = 10$ m/s, this yields $W = 1.0 \times 10^2$ J.

(b) Instantaneous power is defined in Eq. 7-48. With $t = 3.0$ s, we find

$$P = Fv = m\left(\frac{v}{t}\right)v = 67 \text{ W}.$$

(c) The velocity at $t' = 1.5$ s is $v' = at' = 5.0$ m/s. Thus, $P' = Fv' = 33$ W.

65. One approach is to assume a “path” from \vec{r}_i to \vec{r}_f and do the line-integral accordingly. Another approach is to simply use Eq. 7-36, which we demonstrate:

$$W = \int_{x_i}^{x_f} F_x dx + \int_{y_i}^{y_f} F_y dy = \int_2^4 (2x) dx + \int_3^{-3} (3) dy$$

with SI units understood. Thus, we obtain $W = 12 - 18 = -6 \text{ J}$.

66. The total weight is $(100)(660) = 6.6 \times 10^4$ N, and the words “raises ... at constant speed” imply zero acceleration, so the lift-force is equal to the total weight. Thus

$$P = Fv = (6.6 \times 10^4)(150/60) = 1.65 \times 10^5 \text{ W}.$$

67. (a) The force \vec{F} of the incline is a combination of normal and friction force which is serving to “cancel” the tendency of the box to fall downward (due to its 19.6 N weight). Thus, $\vec{F} = mg$ upward. In this part of the problem, the angle ϕ between the belt and \vec{F} is 80° . From Eq. 7-47, we have

$$P = Fv \cos \phi = (19.6)(0.50) \cos 80^\circ = 1.7 \text{ W}.$$

(b) Now the angle between the belt and \vec{F} is 90° , so that $P = 0$.

(c) In this part, the angle between the belt and \vec{F} is 100° , so that

$$P = (19.6)(0.50) \cos 100^\circ = -1.7 \text{ W}.$$

68. Using Eq. 7-7, we have $W = Fd \cos \phi = 1504 \text{ J}$. Then, by the work-kinetic energy theorem, we find the kinetic energy $K_f = K_i + W = 0 + 1504 \text{ J}$. The answer is therefore 1.5 kJ.

69. (a) In the work-kinetic energy theorem, we include both the work due to an applied force W_a and work done by gravity W_g in order to find the latter quantity.

$$\Delta K = W_a + W_g \Rightarrow 30 = (100)(1.8) \cos 180^\circ + W_g$$

leading to $W_g = 2.1 \times 10^2 \text{ J}$.

(b) The value of W_g obtained in part (a) still applies since the weight and the path of the child remain the same, so $\Delta K = W_g = 2.1 \times 10^2 \text{ J}$.

70. (a) To hold the crate at equilibrium in the final situation, \vec{F} must have the same magnitude as the horizontal component of the rope's tension $T \sin \theta$, where θ is the angle between the rope (in the final position) and vertical:

$$\theta = \sin^{-1}\left(\frac{4.00}{12.0}\right) = 19.5^\circ.$$

But the vertical component of the tension supports against the weight: $T \cos \theta = mg$. Thus, the tension is

$$T = (230)(9.80)/\cos 19.5^\circ = 2391 \text{ N}$$

and $F = (2391) \sin 19.5^\circ = 797 \text{ N}$.

An alternative approach based on drawing a vector triangle (of forces) in the final situation provides a quick solution.

(b) Since there is no change in kinetic energy, the net work on it is zero.

(c) The work done by gravity is $W_g = \vec{F}_g \cdot \vec{d} = -mgh$, where $h = L(1 - \cos \theta)$ is the vertical component of the displacement. With $L = 12.0 \text{ m}$, we obtain $W_g = -1547 \text{ J}$ which should be rounded to three figures: -1.55 kJ .

(d) The tension vector is everywhere perpendicular to the direction of motion, so its work is zero (since $\cos 90^\circ = 0$).

(e) The implication of the previous three parts is that the work due to \vec{F} is $-W_g$ (so the net work turns out to be zero). Thus, $W_F = -W_g = 1.55 \text{ kJ}$.

(f) Since \vec{F} does not have constant magnitude, we cannot expect Eq. 7-8 to apply.

71. (a) Hooke's law and the work done by a spring is discussed in the chapter. Taking absolute values, and writing that law in terms of differences ΔF and Δx , we analyze the first two pictures as follows:

$$\begin{aligned} |\Delta F| &= k|\Delta x| \\ 240 \text{ N} - 110 \text{ N} &= k(60 \text{ mm} - 40 \text{ mm}) \end{aligned}$$

which yields $k = 6.5 \text{ N/mm}$. Designating the relaxed position (as read by that scale) as x_0 we look again at the first picture:

$$110 \text{ N} = k(40 \text{ mm} - x_0)$$

which (upon using the above result for k) yields $x_0 = 23 \text{ mm}$.

(b) Using the results from part (a) to analyze that last picture, we find

$$W = k(30 \text{ mm} - x_0) = 45 \text{ N} \cdot \text{m}$$

72. (a) Using Eq. 7-8 and SI units, we find

$$W = \vec{F} \cdot \vec{d} = (2\hat{i} - 4\hat{j}) \cdot (8\hat{i} + c\hat{j}) = 16 - 4c$$

which, if equal zero, implies $c = 16/4 = 4$ m.

(b) If $W > 0$ then $16 > 4c$, which implies $c < 4$ m.

(c) If $W < 0$ then $16 < 4c$, which implies $c > 4$ m.

73. A convenient approach is provided by Eq. 7-48.

$$P = F v = (1800 \text{ kg} + 4500 \text{ kg})(9.8 \text{ m/s}^2)(3.80 \text{ m/s}) = 235 \text{ kW}.$$

Note that we have set the applied force equal to the weight in order to maintain constant velocity (zero acceleration).

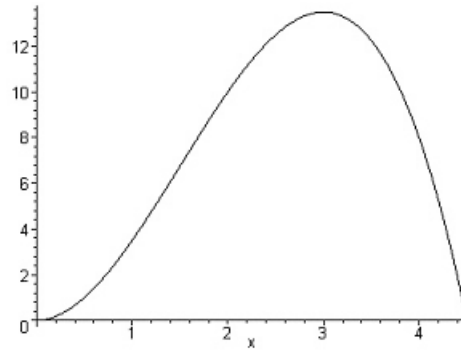
74. (a) To estimate the area under the curve between $x = 1$ m and $x = 3$ m (which should yield the value for the work done), one can try “counting squares” (or half-squares or thirds of squares) between the curve and the axis. Estimates between 5 J and 8 J are typical for this (crude) procedure.

(b) Eq. 7-32 gives

$$\int_1^3 \frac{a}{x^2} dx = \frac{a}{3} - \frac{a}{1} = 6 \text{ J}$$

where $a = -9 \text{ N}\cdot\text{m}^2$ is given in the problem statement.

75. (a) Using Eq. 7-32, the work becomes $W = \frac{9}{2}x^2 - x^3$ (SI units understood). The plot is shown below:



(b) We see from the graph that its peak value occurs at $x = 3.00$ m. This can be verified by taking the derivative of W and setting equal to zero, or simply by noting that this is where the force vanishes.

(c) The maximum value is $W = \frac{9}{2}(3.00)^2 - (3.00)^3 = 13.50$ J.

(d) We see from the graph (or from our analytic expression) that $W = 0$ at $x = 4.50$ m.

(e) The case is at rest when $v = 0$. Since $W = \Delta K = mv^2 / 2$, the condition implies $W = 0$. This happens at $x = 4.50$ m.

76. The problem indicates that SI units are understood, so the result (of Eq. 7-23) is in Joules. Done numerically, using features available on many modern calculators, the result is roughly 0.47 J. For the interested student it might be worthwhile to quote the “exact” answer (in terms of the “error function”):

$$\int_{.15}^{1.2} e^{-2x^2} dx = \frac{1}{4} \sqrt{2\pi} [\operatorname{erf}(6\sqrt{2}/5) - \operatorname{erf}(3\sqrt{2}/20)] .$$

77. (a) In 10 min the cart moves

$$d = \left(6.0 \frac{\text{mi}}{\text{h}} \right) \left(\frac{5280 \text{ ft/mi}}{60 \text{ min/h}} \right) (10 \text{ min}) = 5280 \text{ ft}$$

so that Eq. 7-7 yields

$$W = F d \cos \phi = (40 \text{ lb}) (5280 \text{ ft}) \cos 30^\circ = 1.8 \times 10^5 \text{ ft} \cdot \text{lb}.$$

(b) The average power is given by Eq. 7-42, and the conversion to horsepower (hp) can be found on the inside back cover. We note that 10 min is equivalent to 600 s.

$$P_{\text{avg}} = \frac{1.8 \times 10^5 \text{ ft} \cdot \text{lb}}{600 \text{ s}} = 305 \text{ ft} \cdot \text{lb/s}$$

which (upon dividing by 550) converts to $P_{\text{avg}} = 0.55 \text{ hp}$.

78. (a) Estimating the initial speed from the slope of the graph near the origin is somewhat difficult, and it may be simpler to determine it from the constant-acceleration equations from chapter 2: $v = v_0 + at$ and $x = v_0 t + \frac{1}{2}at^2$, where $x_0 = 0$ has been used. Applying these to the last point on the graph (where the slope is apparently zero) or applying just the x equation to any two points on the graph, leads to a pair of simultaneous equations from which $a = -2.0 \text{ m/s}^2$ and $v_0 = 10 \text{ m/s}$ can be found. Then,

$$K_0 = \frac{1}{2}mv_0^2 = 2.5 \times 10^3 \text{ J} = 2.5 \text{ kJ}.$$

(b) The speed at $t = 3.0 \text{ s}$ is obtained by

$$v = v_0 + at = 10 + (-2.0)(3.0) = 4.0 \text{ m/s}$$

or by estimating the slope from the graph (not recommended). Then the work-kinetic energy theorem yields

$$W = \Delta K = \frac{1}{2}(50 \text{ kg})(4.0 \text{ m/s})^2 - 2.5 \times 10^3 \text{ J} = -2.1 \text{ kJ}.$$

79. (a) We set up the ratio

$$\frac{50 \text{ km}}{1 \text{ km}} = \left(\frac{E}{1 \text{ megaton}} \right)^{1/3}$$

and find $E = 50^3 \approx 1 \times 10^5$ megatons of TNT.

(b) We note that 15 kilotons is equivalent to 0.015 megatons. Dividing the result from part (a) by 0.013 yields about ten million bombs.

80. After converting the speed to meters-per-second, we find

$$K = \frac{1}{2}mv^2 = 667 \text{ kJ}.$$